

8+



Mia
Mi House

BIENVENUE ! WELCOME! WILLKOMMEN!
¡BIENVENIDO! BENVENUTI!





AVERTISSEMENT. WARNING. WARNUNG. ADVERTENCIA. AVVERTENZA. AVISO. WAARSCHUWING. VARNING. ADVARSEL. ПРЕДУПРЕЖДЕНИЕ

- | | |
|----------------------------------------------------------------------------------------------------------------------------------------------------------------------------------------------------------------------------------------------------------------------------------------------------------------------------------------------------------------------------------------------------------------------------------------------------------------------------------------------------------------------------------------------------------------------------------------------------------------------------------------------------------------------------------|---------------------------------------------------------------------------------------------------------------------------------------------------------------------------------------------------------------------------------------------------------------------------------------------------------------------------------------------------------------------------------------------------------------------------------------------------------------------------------------------------------------------------------------------------------------------------------------------------------------------------------------|
| <p>FR Cette activité peut nécessiter l'aide d'un adulte. Détacher les éléments avec soin pour ne pas les abîmer.</p> <p>EN This activity may require adult assistance. Remove components carefully to avoid damaging them.</p> <p>DE Diese kreative Aktivität erfordert möglicherweise die Hilfe eines Erwachsenen. Entfernen Sie die Bauteile vorsichtig, um Beschädigungen zu vermeiden.</p> <p>ES Esta actividad puede requerir la ayuda de un adulto. Retire los componentes con cuidado para evitar daños.</p> <p>IT Questa attività può richiedere l'aiuto di un adulto. Staccare gli elementi con attenzione per non danneggiarli.</p> | <p>PT Esta atividade pode exigir a ajuda de um adulto. Retirar os elementos com cuidado para não os danificar.</p> <p>NL Voor deze activiteit kan de hulp van een volwassene nodig zijn. Verwijder de onderdelen voorzichtig om beschadiging te voorkomen.</p> <p>SE Denna aktivitet kan kräva hjälp av en vuxen. Ta bort delarna försiktigt för att undvika skador.</p> <p>DA Denne aktivitet kan kræve hjælp fra en voksen. Fjern delene forsigtigt for at undgå skader.</p> <p>RU Для этого занятия может потребоваться помощь взрослого. Снимайте детали осторожно, чтобы не повредить их.</p> |
|----------------------------------------------------------------------------------------------------------------------------------------------------------------------------------------------------------------------------------------------------------------------------------------------------------------------------------------------------------------------------------------------------------------------------------------------------------------------------------------------------------------------------------------------------------------------------------------------------------------------------------------------------------------------------------|---------------------------------------------------------------------------------------------------------------------------------------------------------------------------------------------------------------------------------------------------------------------------------------------------------------------------------------------------------------------------------------------------------------------------------------------------------------------------------------------------------------------------------------------------------------------------------------------------------------------------------------|



Fils cure-pipe, perle et oreilles

Pipe-cleaner threads, bead, ears.

Pfeifenreiniger, perlen und ohren • Limpiapipas, perlas y orejas • Scovolini, perline e orecchie • Limpadores de cachimbo, missangas e orelhas • Pijpenragers, Krallen en oren Piprensare, pärlor och öron • Piberensere, perler og ører • Ершики для трубок, Бусины и ушки



Attaches parisiennes

Parisian ties



x3



x3

Musterbeutelklammern • Encuadernadores • Fermacampioni • Apliques • Splitpennen • Pásnitár • Papirklips • Брэдсы



Autocollant double face

Double sided sticker



Doppelseitiger Klebestreifen • Adhesivo de doble cara • Adesivo biadesivo • Autocolante de dupla face • Dubbelzijdige sticker • Dubbelsidig tejp • Dobbeltklæbende tape • Двусторонний скотч



Nappe

Tablecloth



Tischdecke • Mantel • Tovaglia • Toalha • Tafelkleed • Bordsduk • Dug • Бумажная скатерть



Peinture

Painting

Farbe • Pintura • Pittura • Tinta • Verf • Färgpalett • Maling • Краска



Fil Thread

Faden • Hilo • Filo • Fio • Draad • Tråd • Tråd • ЕНить



Colle à prise lente

Slow-setting glue

Langsamer Kleber • Pegamento lento • Colla lenta • Cola lenta • Trage lim • Långsamt lim • Langsom lim • Медленный клей



Permet aux enfants de corriger en cas d'erreur • Allows children to correct mistakes • Ermöglicht Kindern, Fehler zu korrigieren • Permite a los niños corregir errores • Consente ai bambini di correggere gli errori

• Permite às crianças corrigir erros • Laat kinderen fouten herstellen • Gör det möjligt för barn att rätta till misstag • Giver børn mulighed for at rette fejl • Позволяет детям исправлять ошибки.



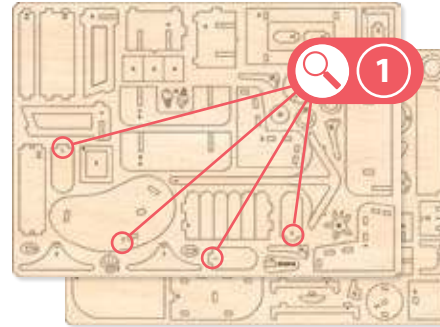
La loupe indique les codes de repérage des pièces à trouver • The magnifying glass indicates the identification codes of the parts to be found • Die Lupe zeigt die Kenncodes der zu suchenden Teile an • La lupa indica los códigos de identificación de las piezas a encontrar • La lente d'ingrandimento indica i codici di riferimento dei pezzi da trovare

• A lupa indica os códigos de identificação das peças a encontrar • Het vergrootglas geeft de identificatiecodes van de te zoeken onderdelen aan • Förstoringsglaset visar identifieringskoderna för delarna som ska hittas • Luppen angiver identifikationskoderne for de dele, der skal findes • Лупа указывает коды для поиска нужных деталей.



Bois Wood

Holz • Madera • Legno • Madeira • Hout • Trä • Træ • Дерево



Papier Card

Papier • Papel • Carta • Papel • Papier • Papper • Papir • Бумара



Feutrine Felt

Filz • Fieltro • Feltro • Feltro • Vilt • Filt • Фетр



Autocollant Sticker

Aufkleber • Pegatina • Adesivo • Autocolante • Sticker • Klistermærke • Klistermærke • Наклейка





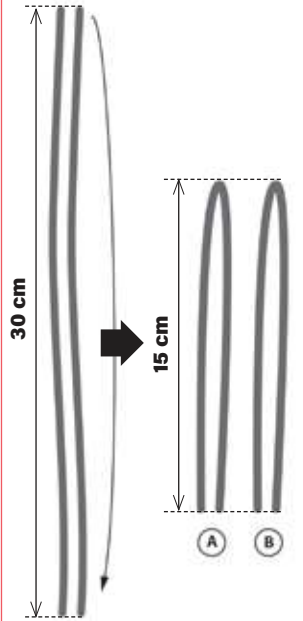
x2



x1



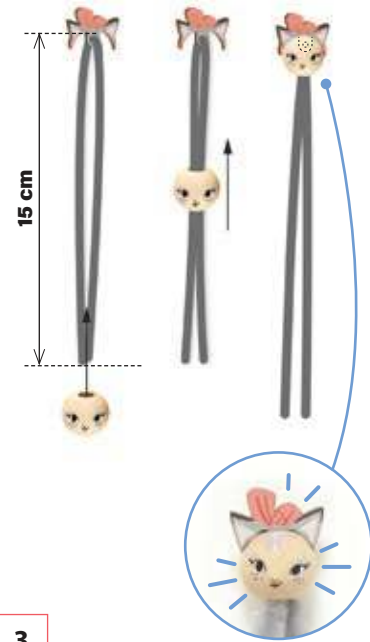
x1




1



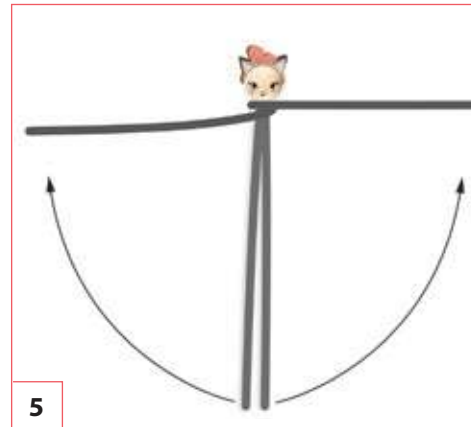

2



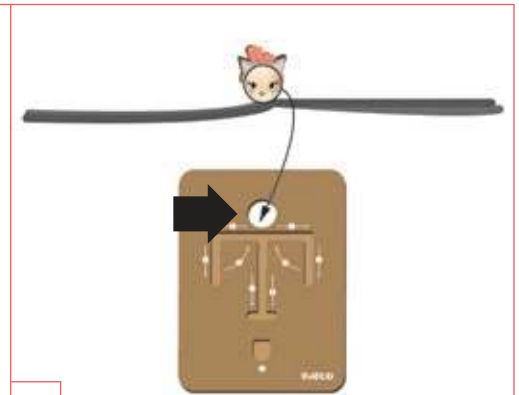
3



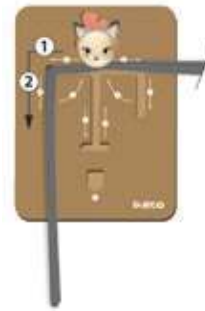
4




5



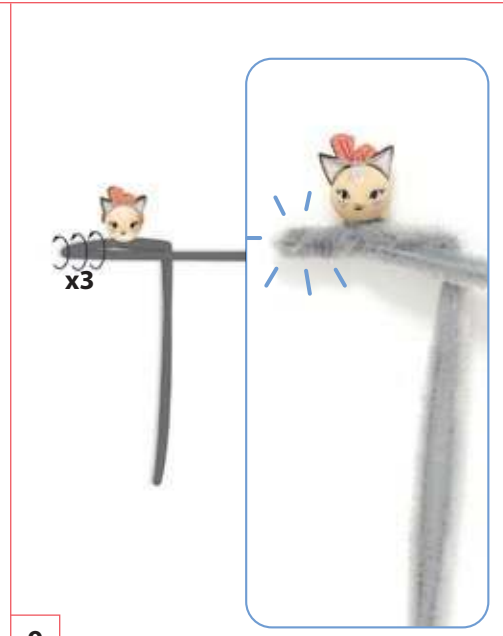
6




7




8



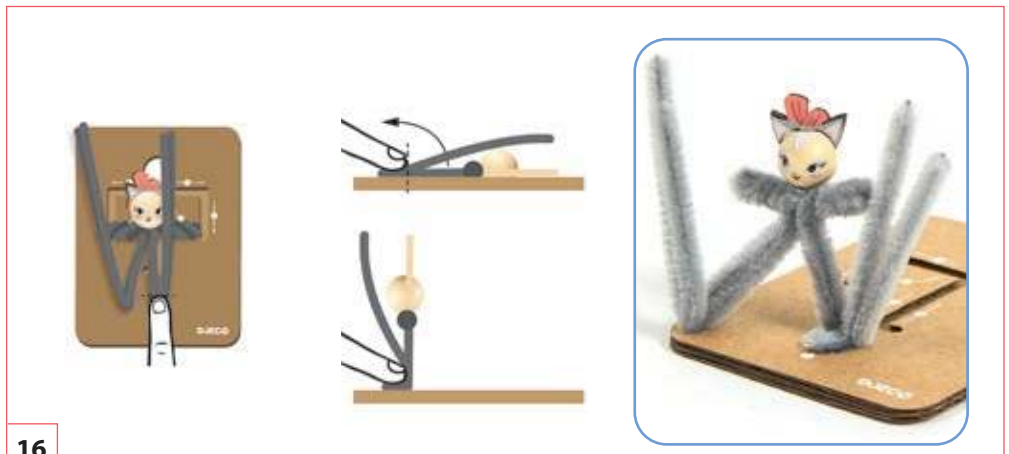
9



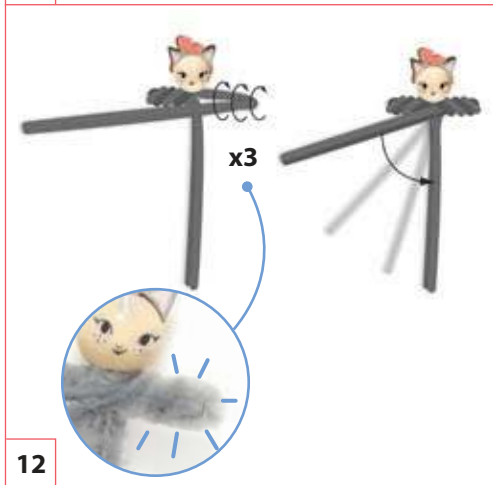
10



11



16



12



13



17

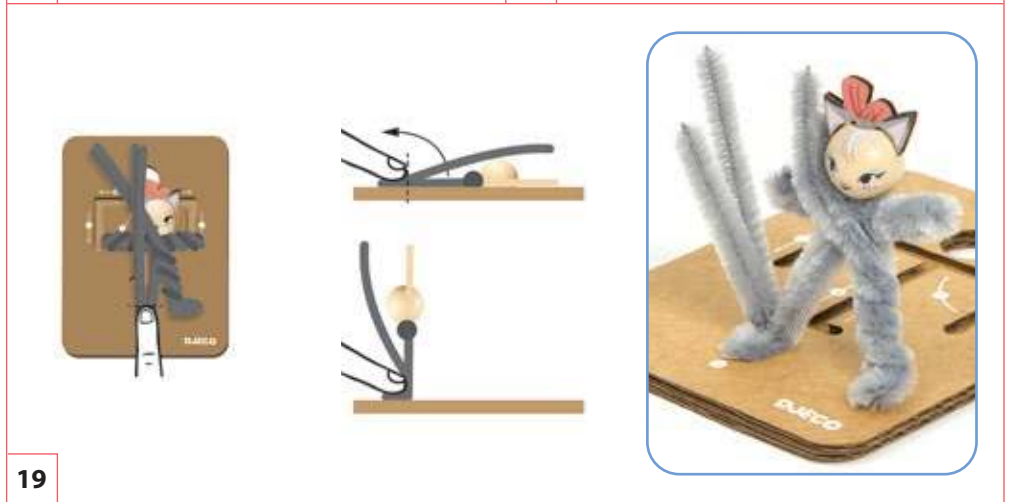
18



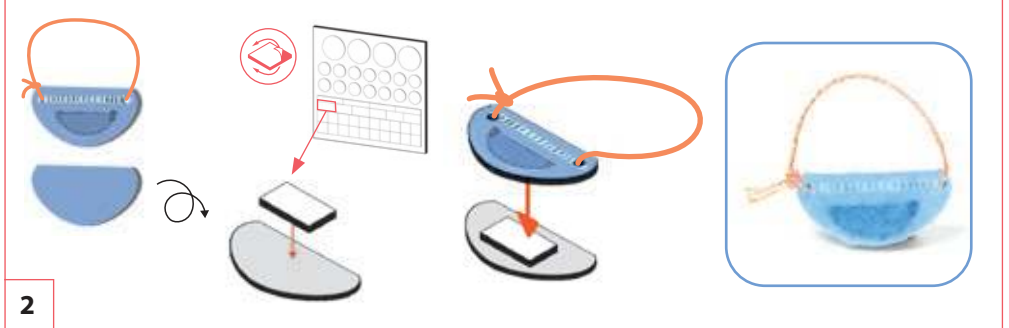
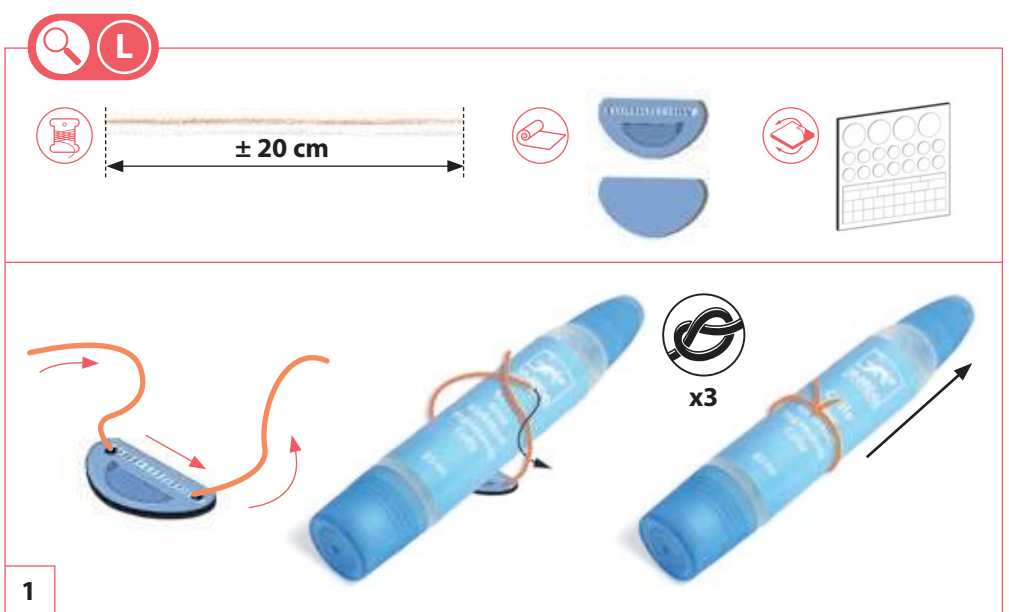
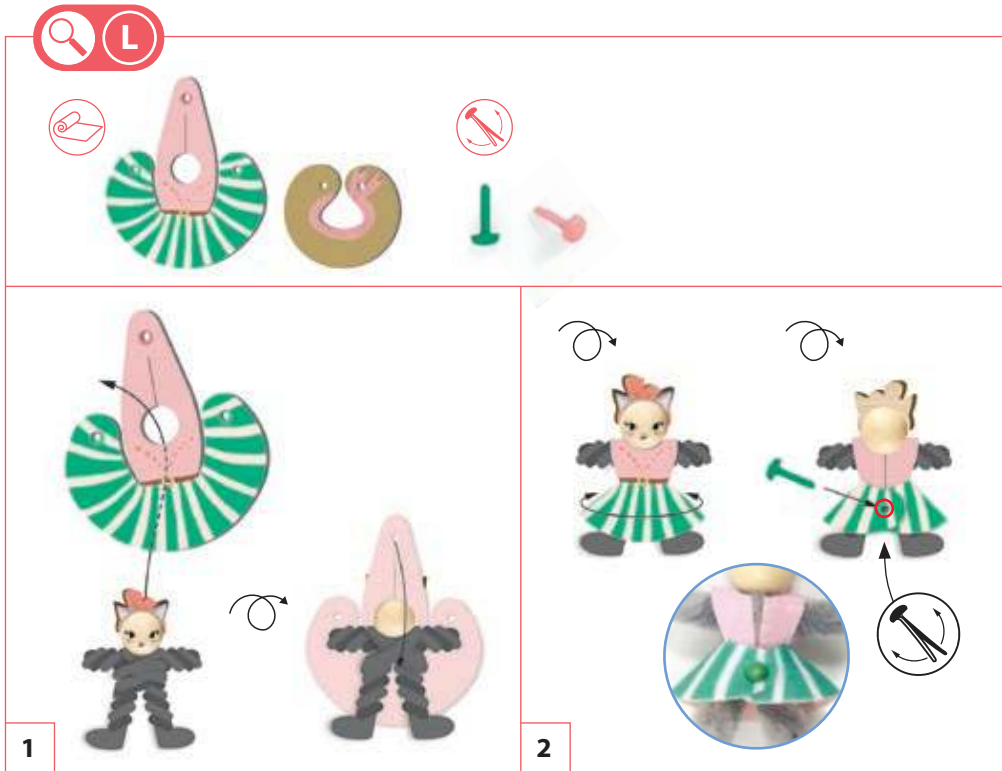

14




15



19





Protège l'espace de travail afin d'éviter les traces de colle et de peinture.
Protect the work area to avoid glue and paint marks.

Schütze den Arbeitsbereich, um Kleber- und Farbklecken zu vermeiden. • Protege el área de trabajo para evitar manchas de pegamento y pintura. • Proteggi l'area di lavoro per evitare tracce di colla e vernice. • Protege a área de trabalho para evitar manchas de cola e tinta. • Bescherm de werkruimte om lijm- en verfvlekken te voorkomen. • Skydda arbetsytan för att undvika lim- och färgfläckar. • Beskyt arbetsområdet för att undgå lim- och malingspletter. • Защищайте рабочее место, чтобы избежать следов клея и краски.

(A)

(B)

(A)

23 24 B N

1 5 C 24

1

(B)

12 14 D

22 P 11 14 17





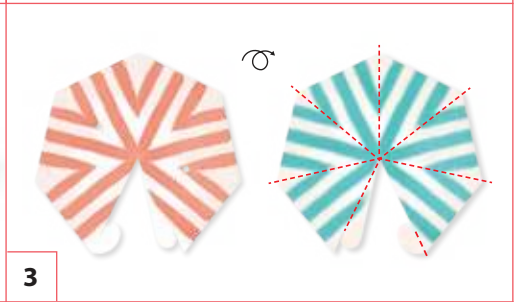
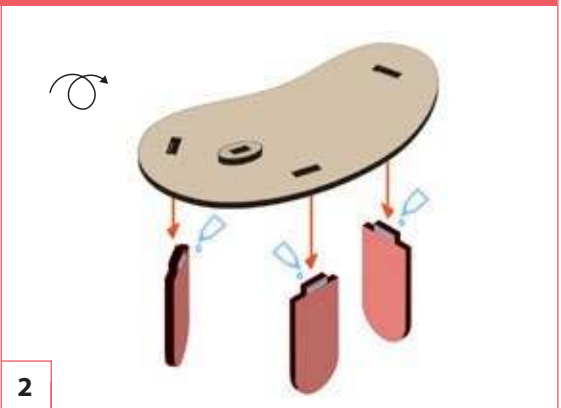
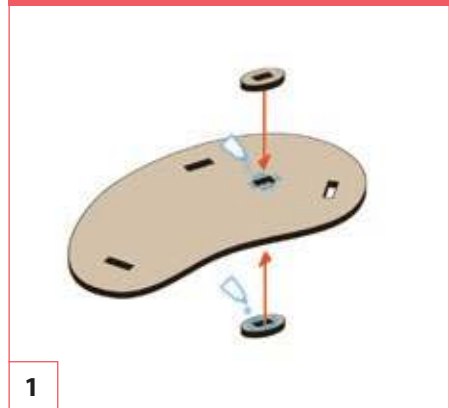
2

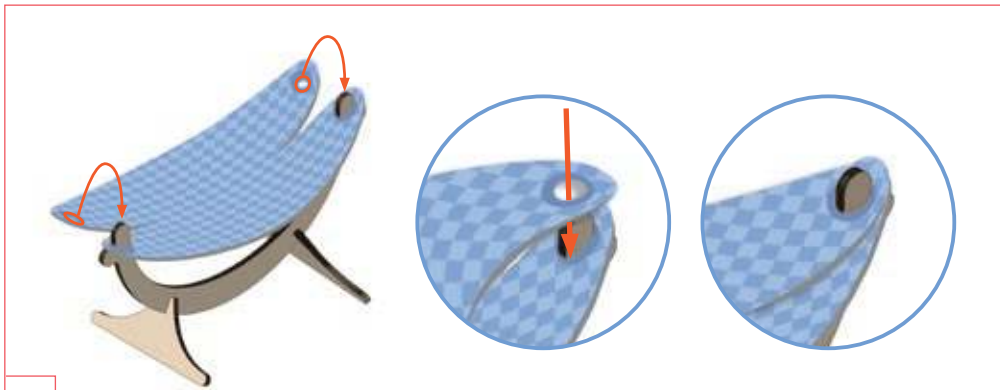
1



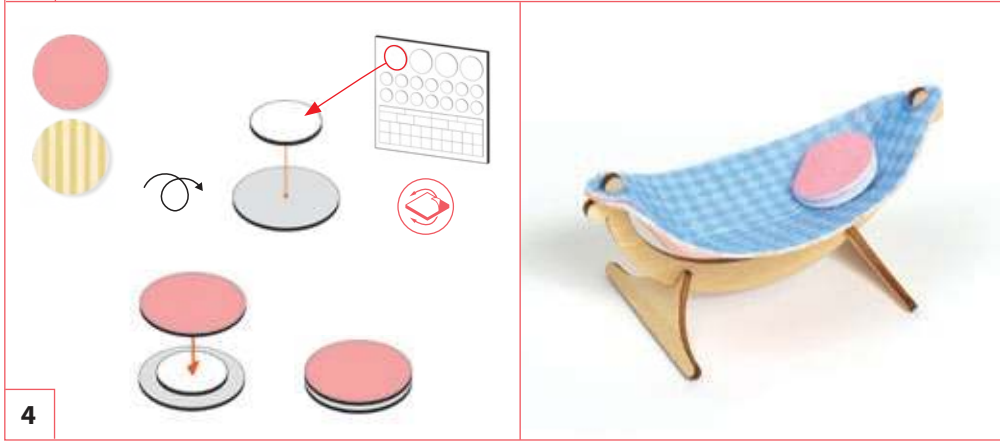
FR. Attendre que ce soit sec avant de passer à l'étape suivante. **EN.** Wait until it is dry before moving on to the next step. **DE.** Warten, bis es trocken ist, bevor Sie zum nächsten Schritt übergehen. **ES.** Espere a que esté seco antes de pasar al siguiente paso. **IT.** Attendere che sia asciutto prima di passare alla fase successiva.

PT. Aguarde até que esteja seco antes de passar para a etapa seguinte. **NL.** Wacht tot het droog is voordat u doorgaat naar de volgende stap. **SE.** Vänta tills det är torrt innan du går vidare till nästa steg. **DA.** Vent til det er tørt, før du går videre til næste trin. **RU.** Подождите, пока высохнет, прежде чем перейти к следующему этапу.

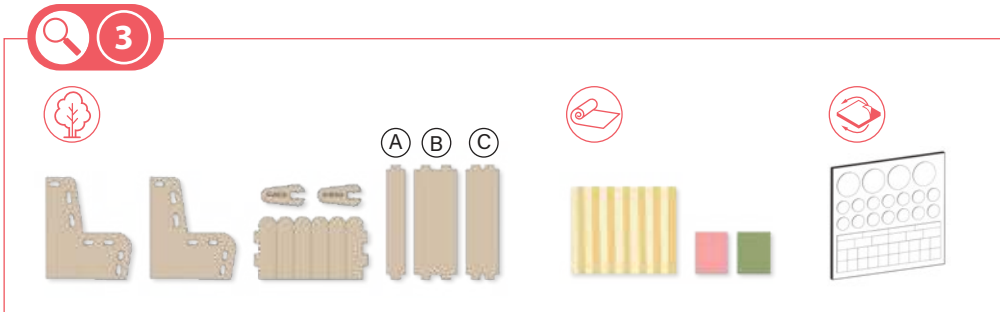




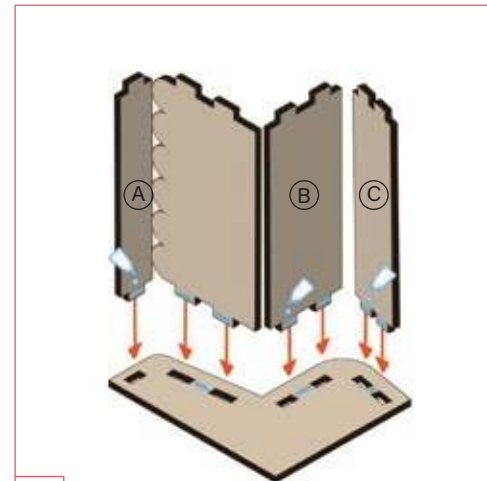
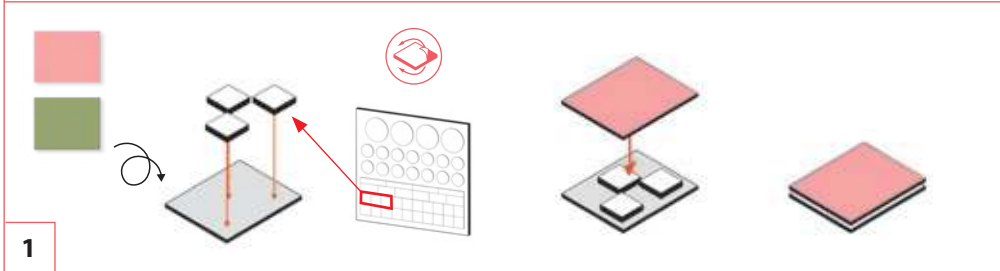
3



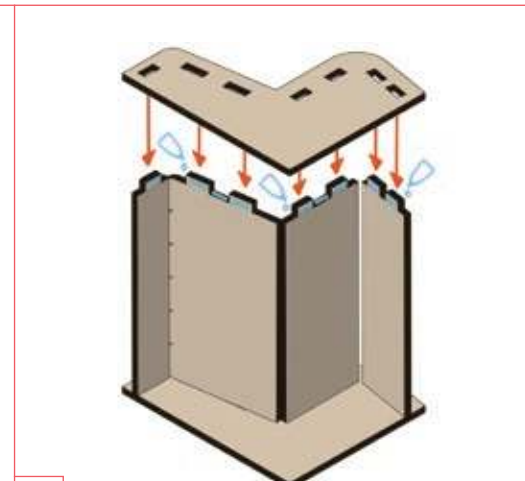
4



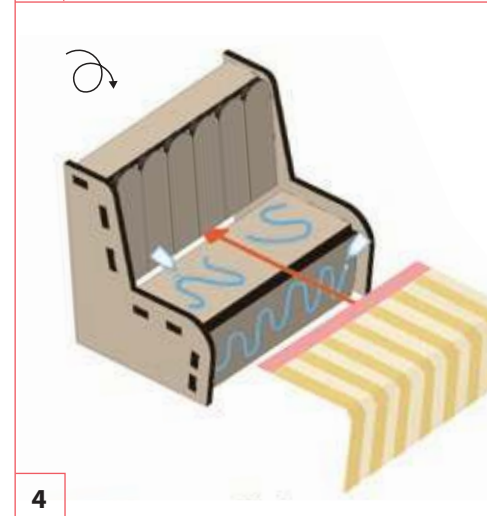
1



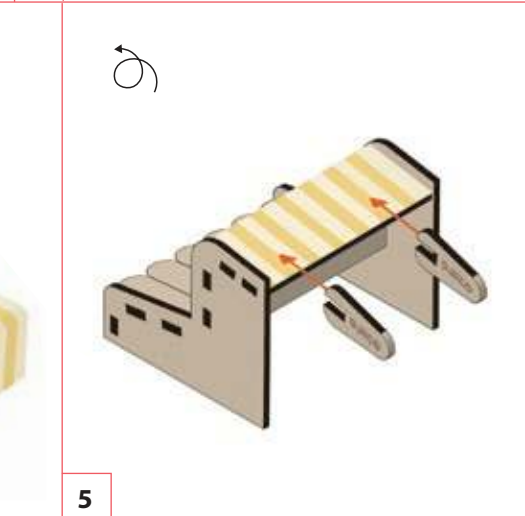
2




3



4



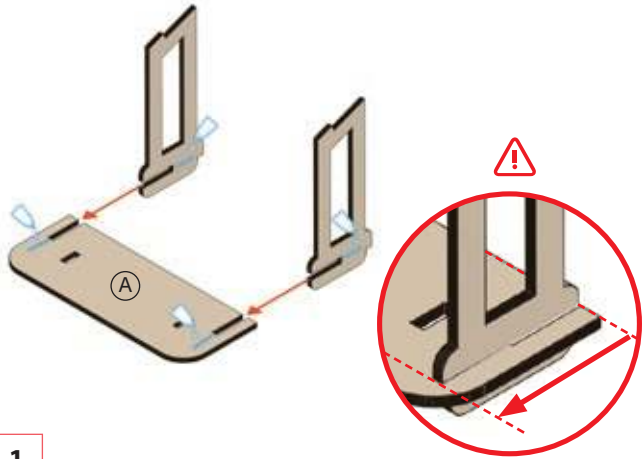
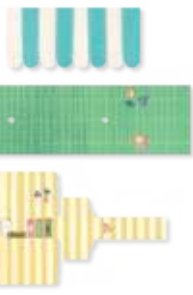
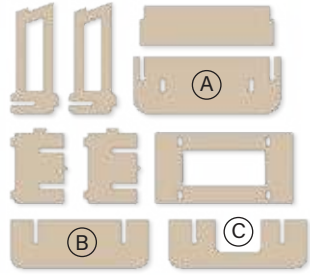
5



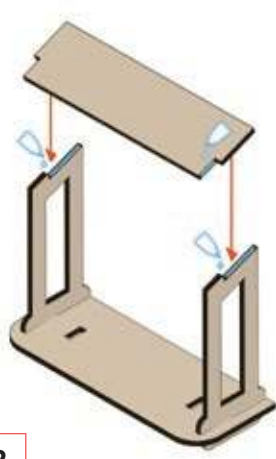
6



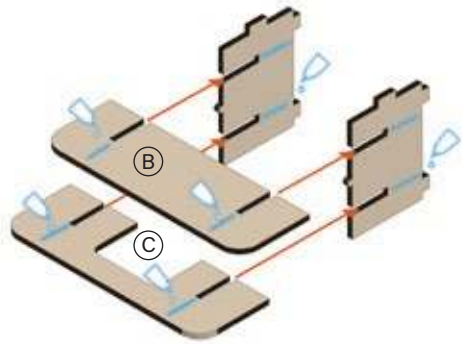
+ 13



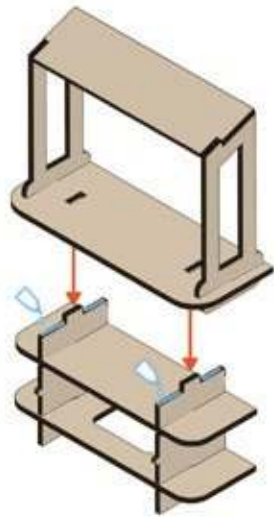
1



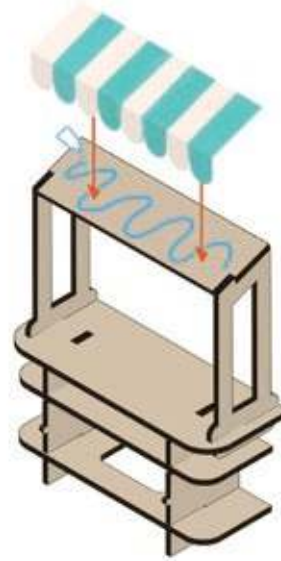

2



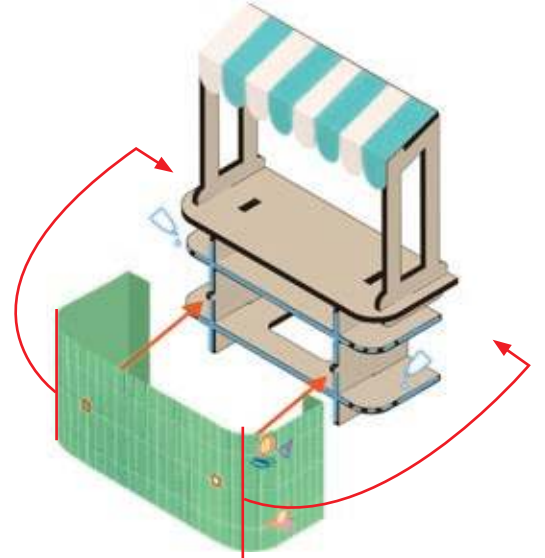
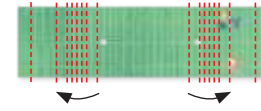
3



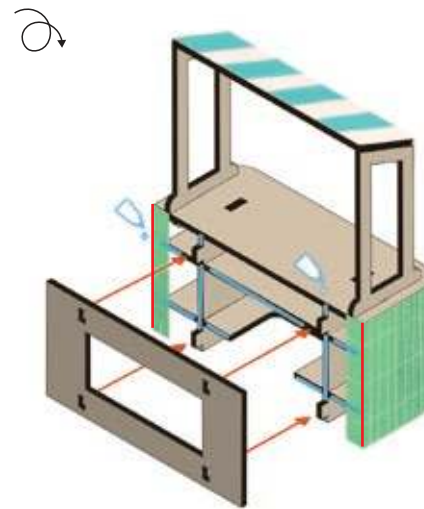
4



5

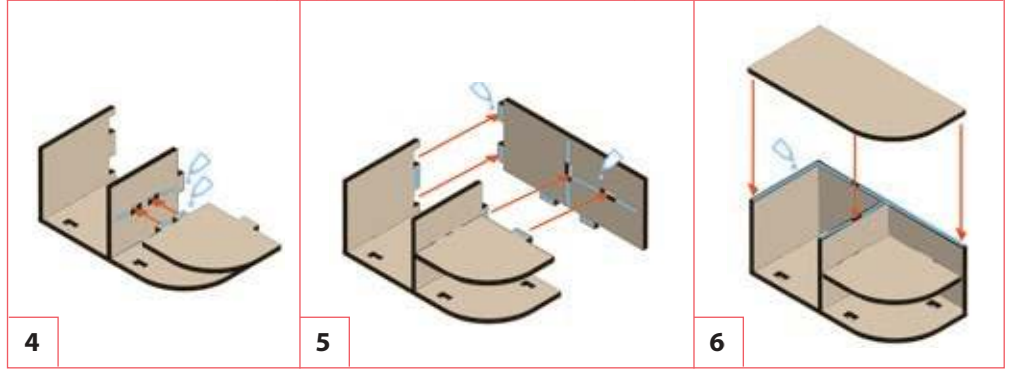
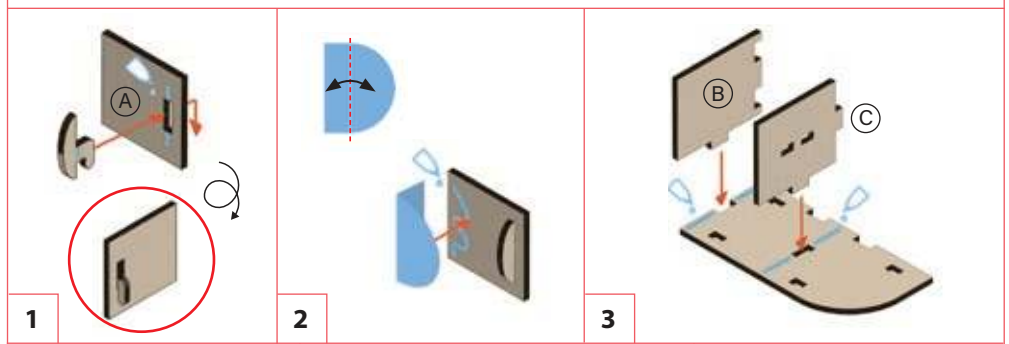
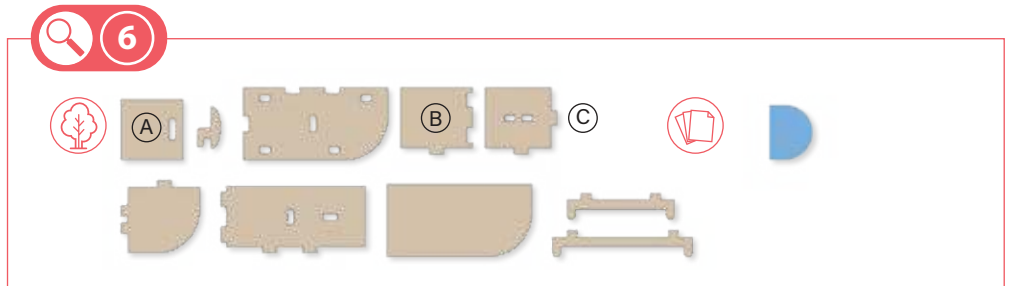
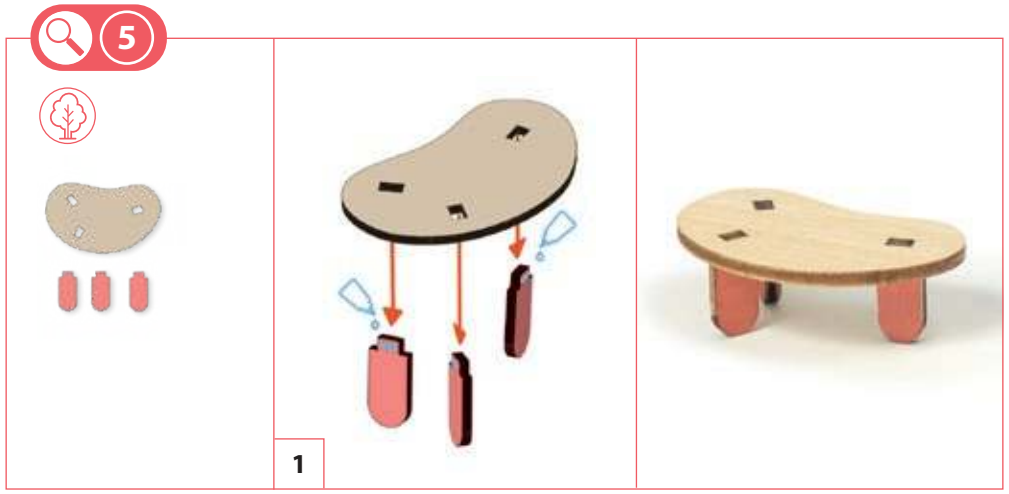

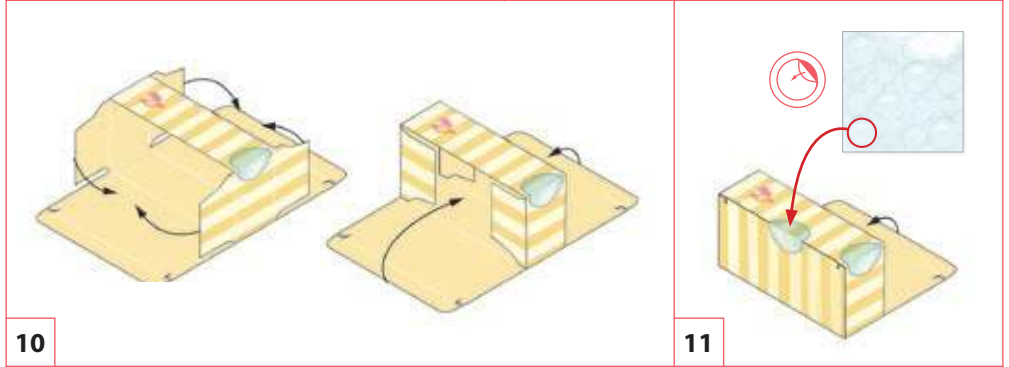
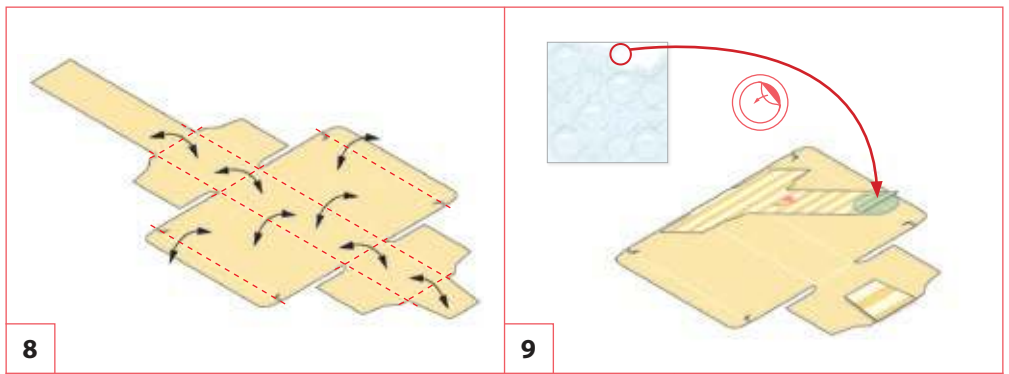


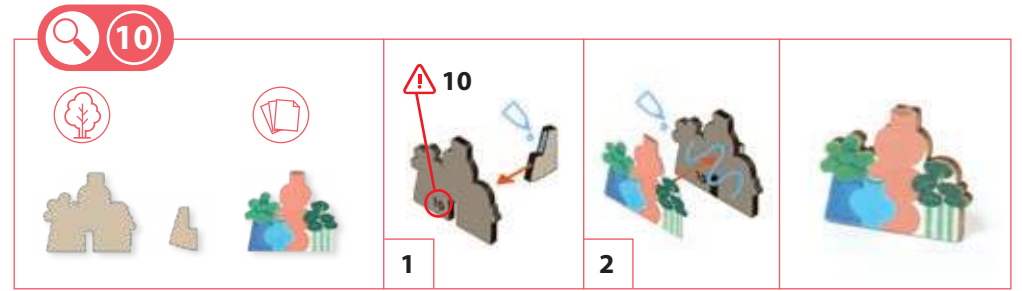
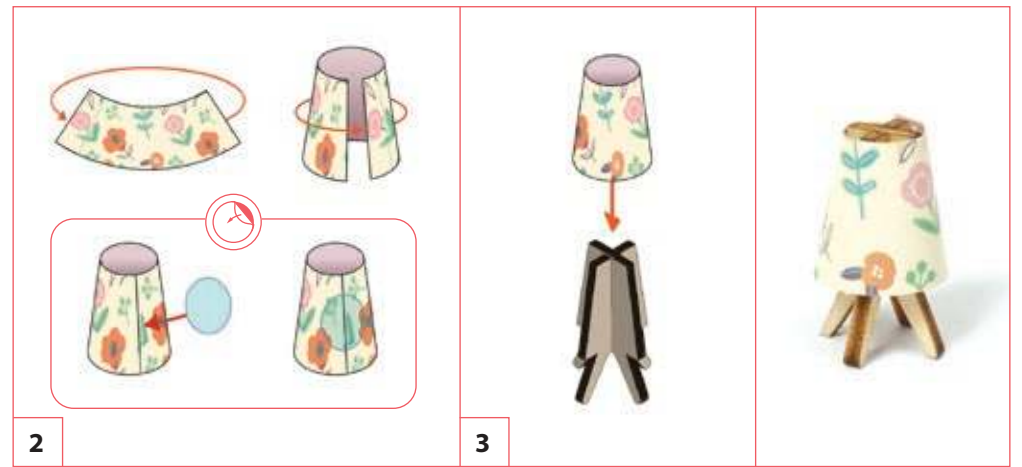

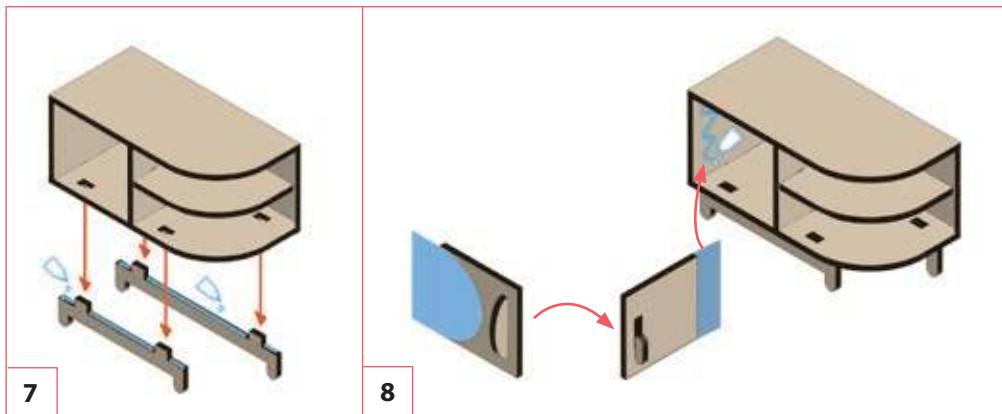
6

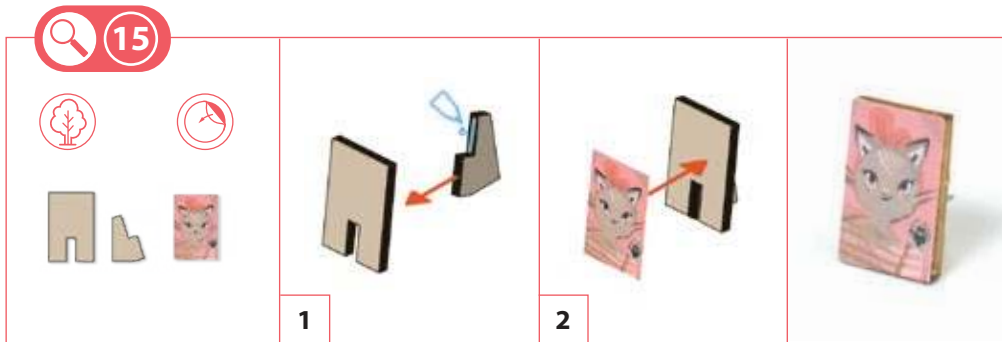
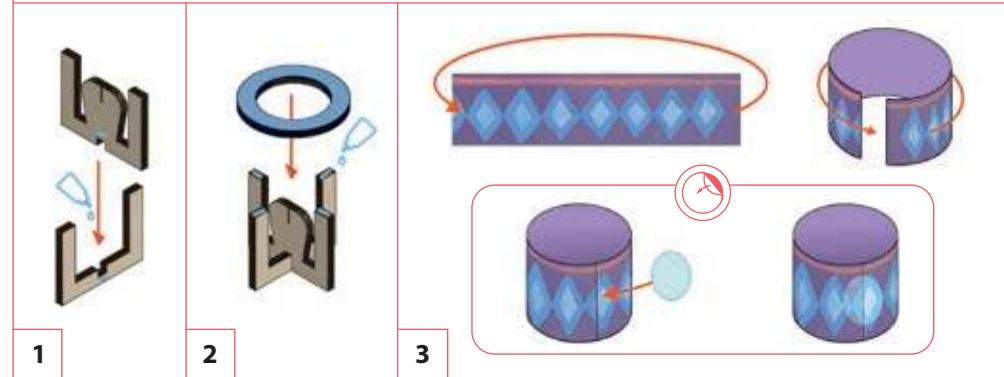
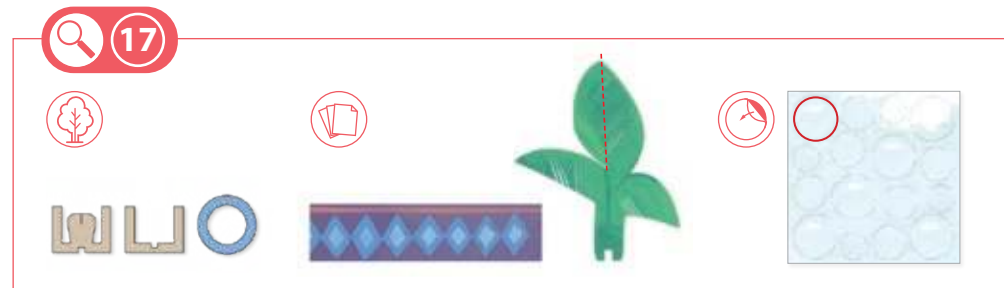
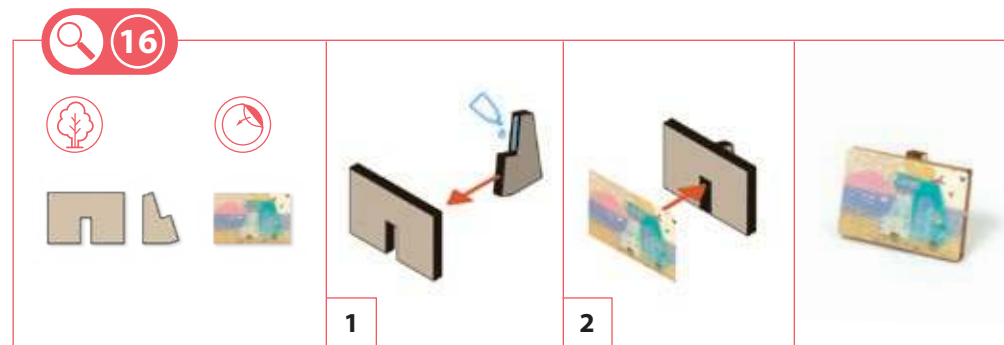


7

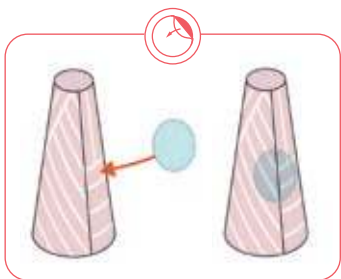
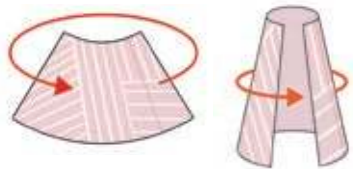








18



1

3

19



1

2

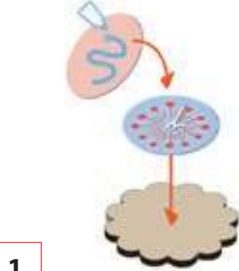
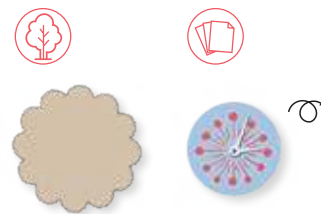
20



1

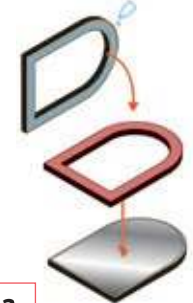
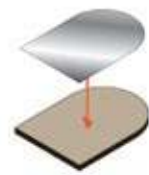
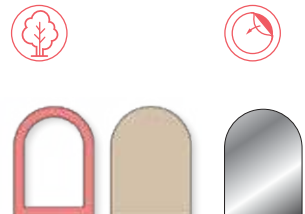
2

21



1

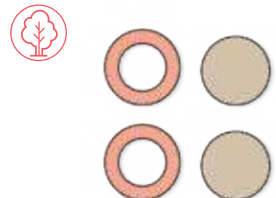
22



1

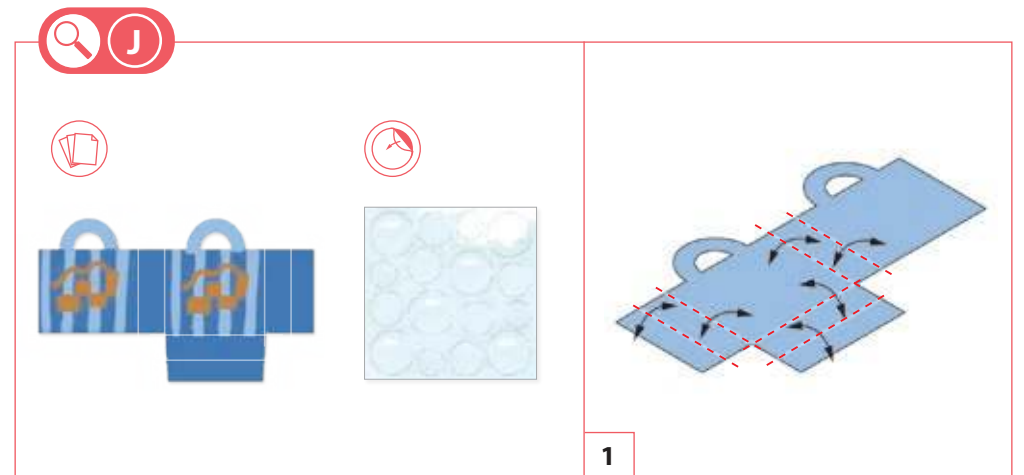
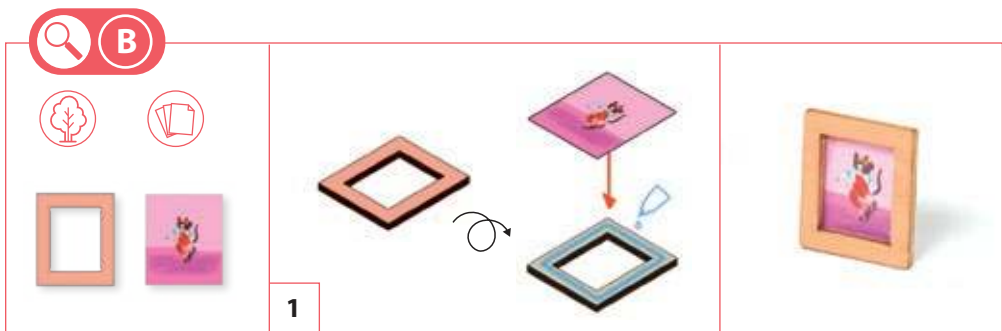

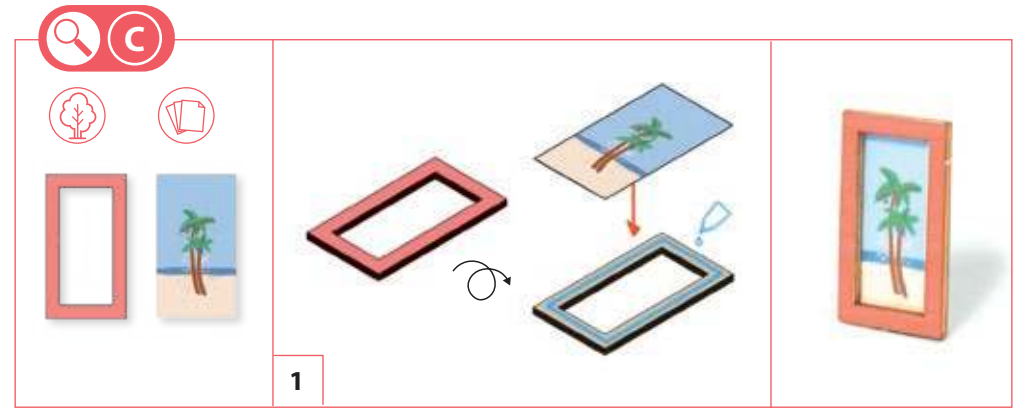
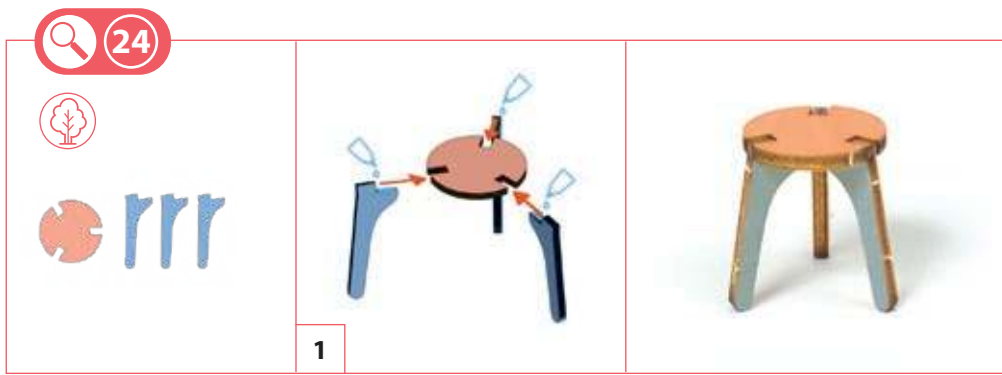
2


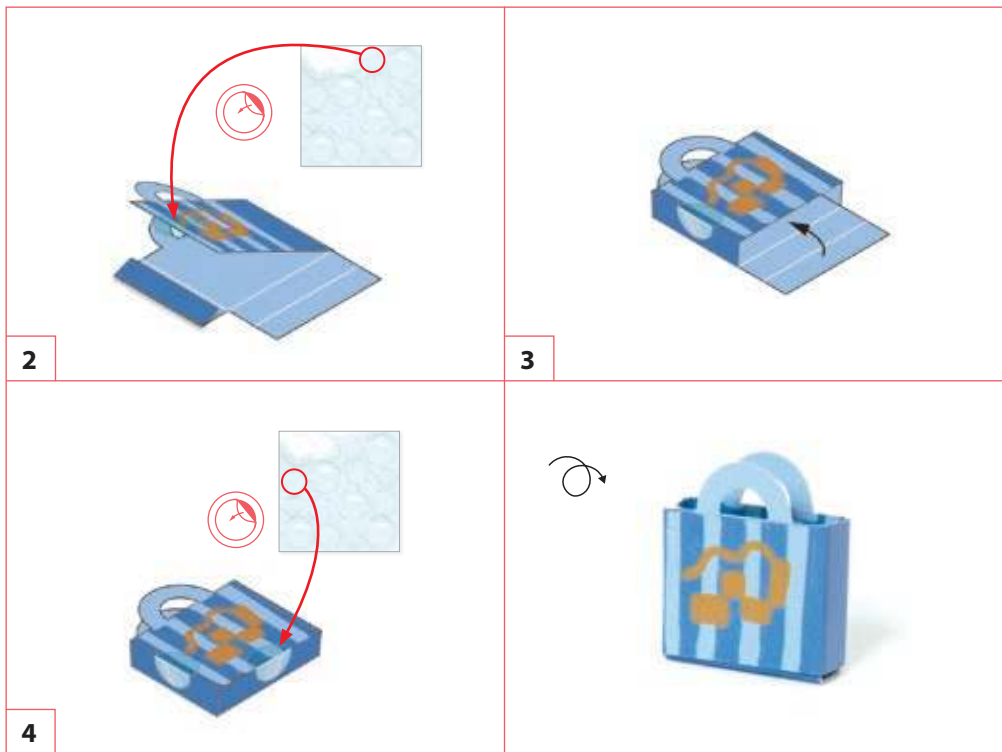
23



x2

1





Mi House

★ DJECO ★



DJ08031



DJ08032




DJ08030



DJ08033





Djeco
3, rue des Grands Augustins
75006 Paris - France
www.djeco.com
Design Lucille Michieli
Made in China
Designed in France

Photos non contractuelles. Non contractual photos. Unverbindliche Fotos. Fotos no contractuales. Fotografia non contrattuali. Fotos não contratuais. Niet contractuele foto's. Fotografierna är inte kontraktsenligt bindande. Fotografiet er ikke kontraktligt bindende. Μη συμβατές φωτογραφίες. Фотографии не по договору.

DJ08034